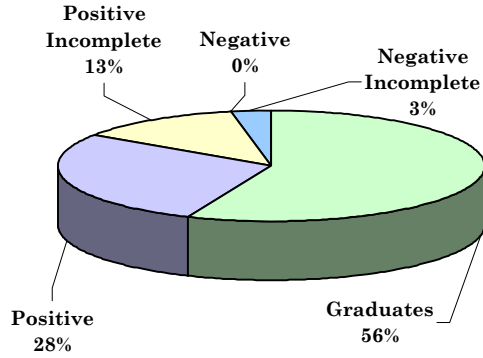


Eleventh Judicial District - San Juan County
JUVENILE DRUG COURT STATISTICS

Active Participants	14
Completed / Terminated	32
Total	46

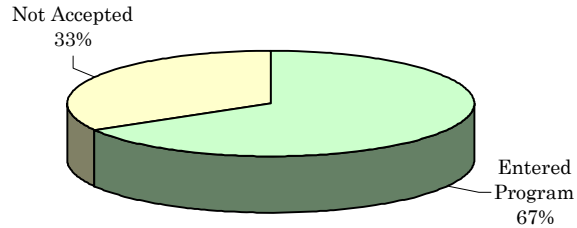
Calendar Year 2010 - January 1, 2010 to December 31, 2010

Graduates	18
Meet All Program & Sobriety Requirements	9
Positive	9
Sent To In-Patient Treatment Facility	9
Positive Incomplete	4
Released / Not Approved After 30-Day Trial Period	3
Complying but Probation Expired or Was Terminated Early	1
Negative	0
Committed to Children, Youth and Families Department	0
Negative Incomplete	1
Failure to Comply, Absconded, Probation Terminated	1



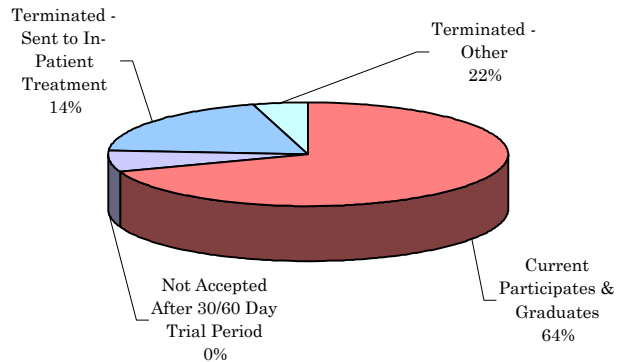
PARTICIPANTS SCREENED
Referrals

Entered Program	26
Not Accepted	13
Total Referrals & Assessments	39



PARTICIPANTS
Retention Rate

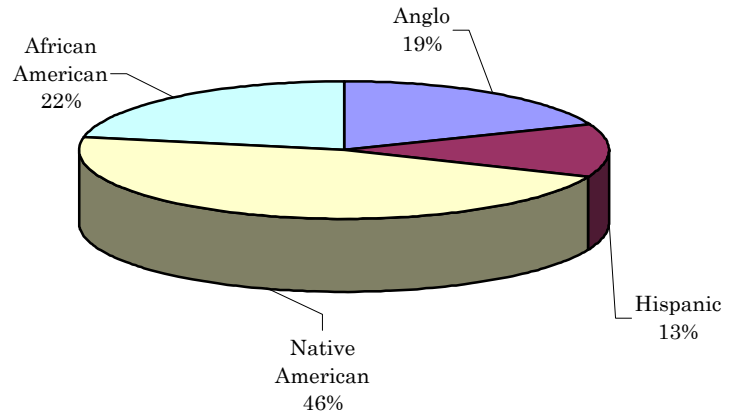
Current Participates & Graduates	32
Not Accepted After 30/60 Day Trial Period	3
Terminated - Sent to In-Patient Treatment	9
Terminated - Other	2
Total Participants Served	46



Eleventh Judicial District - San Juan County
JUVENILE DRUG COURT STATISTICS

PARTICIPANTS
By Ethnicity

Anglo	6
Hispanic	4
Native American	15
African American	7
Total Participants	32



PARTICIPANTS
By Gender

Female	3
Male	29
Total Participants	32

