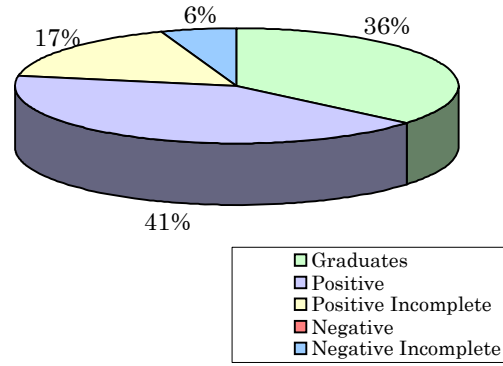


Eleventh Judicial District - San Juan County
JUVENILE DRUG COURT STATISTICS

Active Participants	21
Completed / Terminated	36
Total	57

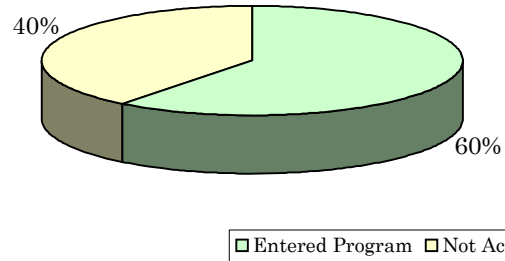
Fiscal Year 2010 - July 1, 2009 to June 30, 2010

Graduates	13
Meet All Program & Sobriety Requirements	
Positive	15
Sent To In-Patient Treatment Facility	15
Positive Incomplete	6
Released / Not Approved After 30-Day Trial Period	3
Complying but Probation Expired or Was Terminated Early	3
Negative	0
Committed to Children, Youth and Families Department	
Negative Incomplete	2
Failure to Comply, Absconded, Probation Terminated	



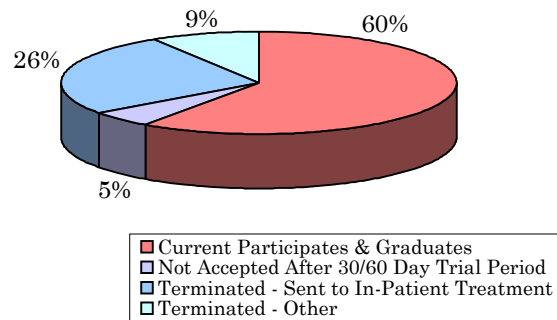
PARTICIPANTS SCREENED
Referrals

Entered Program	26
Not Accepted	17
Total Referrals & Assessments	43



PARTICIPANTS
Retention Rate

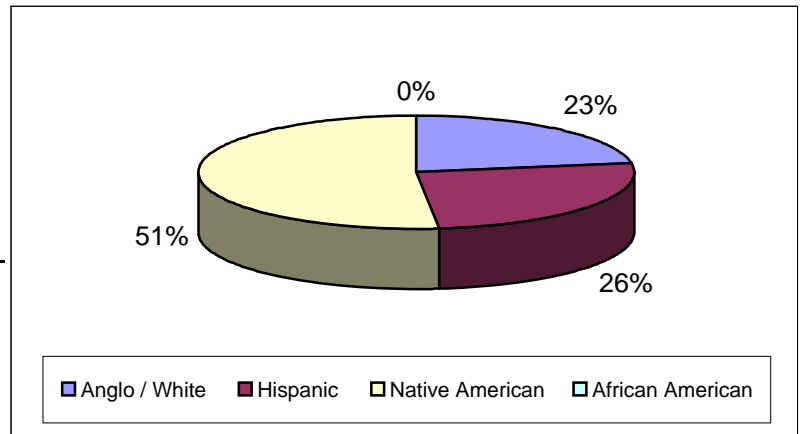
Current Participates & Graduates	34
Not Accepted After 30/60 Day Trial Period	3
Terminated - Sent to In-Patient Treatment	15
Terminated - Other	5
Total Participants Served	57



Eleventh Judicial District - San Juan County
JUVENILE DRUG COURT STATISTICS

PARTICIPANTS
By Ethnicity

Anglo / White	7
Hispanic	8
Native American	16
African American	0
Total Participants	31



PARTICIPANTS
By Gender

Female	8
Male	23
Total Participants	31

