

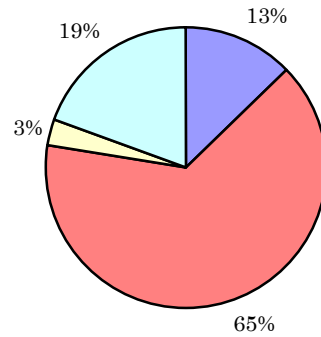
## Judicial District - San Juan County GRADE COURT STATISTICS

Active Students	81
Completed / Terminated	1,979
<b>Total</b>	<b>2,060</b>

### Current Quarter - July 2010 to December 2010

<b>Positively Complete</b>	<b>4</b>
Obtained GED	3
Graduated from High School	0
Two Report Cards w/C's or Better	1
<b>Positively Incomplete</b>	<b>20</b>
Complying with program but their probation expired or was terminated early, entered a long-term treatment facility, or moved prior to completing	
<b>Negatively Terminated</b>	<b>1</b>
Sentenced into the custody of the New Mexico - Children, Youth and Families Department	
<b>Negative Incomplete</b>	<b>6</b>
Failed to participate in the program committed a new crime, moved from jurisdiction with non-compliance, probation expired or was terminated for non-compliance	

Overall Participant Status

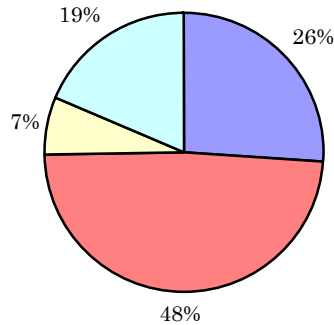


■ Positively Complete      ■ Positively Incomplete  
■ Negatively Terminated      ■ Negative Incomplete

### Current Year To Date - January 2010 to December 2010

<b>Positively Complete</b>	<b>32</b>
Obtained GED	12
Graduated from High School	1
Two Report Cards w/C's or Better	19
<b>Positively Incomplete</b>	<b>60</b>
Complying with program but their probation expired or was terminated early, entered a long-term treatment facility, or moved prior to completing	
<b>Negatively Terminated</b>	<b>8</b>
Sentenced into the custody of the New Mexico - Children, Youth and Families Department	
<b>Negative Incomplete</b>	<b>23</b>
Failed to participate in the program committed a new crime, moved from jurisdiction with non-compliance, probation expired or was terminated for non-compliance	

Overall Participant Status

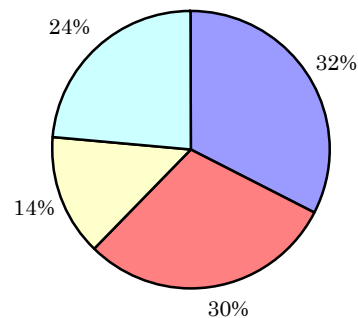


■ Positively Complete      ■ Positively Incomplete  
■ Negatively Terminated      ■ Negative Incomplete

### Since Inception - January 1997 to December 2010

<b>Positively Complete</b>	<b>643</b>
Obtained GED	195
Graduated from High School	54
Two Report Cards w/C's or Better	394
<b>Positively Incomplete</b>	<b>591</b>
Complying with program but their probation expired or was terminated early, entered a long-term treatment facility, or moved prior to completing	
<b>Negatively Terminated</b>	<b>278</b>
Sentenced into the custody of the New Mexico - Children, Youth and Families Department	
<b>Negative Incomplete</b>	<b>467</b>
Failed to participate in the program committed a new crime, moved from jurisdiction with non-compliance, probation expired or was terminated for non-compliance	

Overall Participant Status



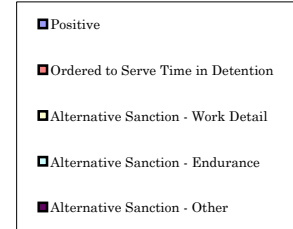
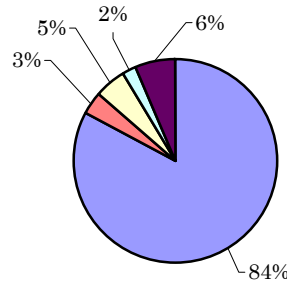
■ Positively Complete      ■ Positively Incomplete  
■ Negatively Terminated      ■ Negative Incomplete

**Judicial District - San Juan County**  
**GRADE COURT STATISTICS**

## Status of Court Reviews

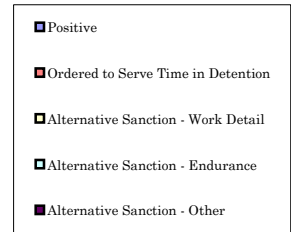
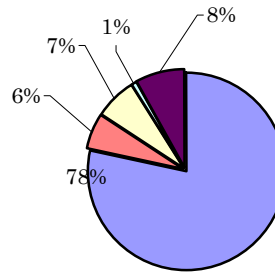
### Current Quarter - October 2010 to December 2010

Positive	145
Ordered to Serve Time in Detention	6
Alternative Sanction - Work Detail	9
Alternative Sanction - Endurance	4
Alternative Sanction - Other	<u>11</u>
<b>TOTAL</b>	<b><u>175</u></b>



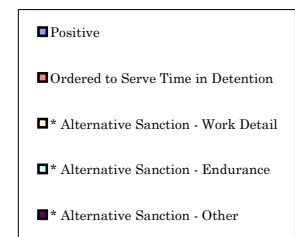
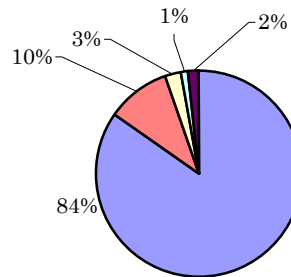
### Current Year To Date - January 2010 to December 2010

Positive	572
Ordered to Serve Time in Detention	44
Alternative Sanction - Work Detail	51
Alternative Sanction - Endurance	5
Alternative Sanction - Other	<u>59</u>
<b>TOTAL</b>	<b><u>731</u></b>



### Since Inception - January 1997 to December 2010

Positive	14,874
Ordered to Serve Time in Detention	1,739
* Alternative Sanction - Work Detail	449
* Alternative Sanction - Endurance	216
* Alternative Sanction - Other	<u>283</u>
<b>TOTAL</b>	<b><u>17,358</u></b>



\* Jan 2003 - Started Tracking Alternative Sanctions :  
 Tracked Separately

**Judicial District - San Juan County**  
**GRADE COURT STATISTICS**

<p><b><u>GRADUATES</u></b>  <b>Demographic Data</b></p>
---

**AGE:**

10 Years	1
11 Years	4
12 Years	2
13 Years	18
14 Years	29
15 Years	65
16 Years	119
17 Years	237
18 Years	147
19 Years	<u>21</u>
<b>TOTAL</b>	<b><u>643</u></b>

**SCHOOL DISTRICT:**

Farmington District	253
Aztec District	53
Bloomfield District	52
Kirtland District	49
Shiprock District	41
GED	182
Other	<u>13</u>
<b>TOTAL</b>	<b><u>643</u></b>

**SEX:**

Male	464
Female	<u>179</u>
<b>TOTAL</b>	<b><u>643</u></b>

**ETHNICITY:**

Anglo	251
Black	9
Hispanic	141
Native American	<u>242</u>
<b>TOTAL</b>	<b><u>643</u></b>

<p><b><u>GRADUATES</u></b>  <b>HISTORICAL COLLEGE ENROLLMENT</b></p>
--

**January 1997 to December 2010**

**Total Enrolled Since Inception**      **284**

*\* Reported by SJC - Not all GC Graduates use the scholarship awarded. Some students enroll using other funding sources.*

**Judicial District - San Juan County**  
**GRADE COURT STATISTICS**

**CUMULATIVE PARTICIPANTS**  
**Demographic Data At Entry**

**PARTICIPANTS BY DISTRICT:**

Farmington	881
Aztec	157
Bloomfield	212
Kirtland	246
Shiprock	108
GED	401
Misc - Outside of District	55
<b>TOTAL</b>	<b>2,060</b>

**READING LEVELS AT ENTRY:**

At or Above Level	350
1 Year Below	140
2 Years Below	147
3-4 Years Below	341
5-6 Years Below	166
7-8 Years Below	63
9 Years Below	9
<b>TOTAL TESTED</b>	<b>1,216</b>

*\*\* 60% of students tested are 2 or more years behind*

**GED READING LEVELS AT ENTRY:**

10-13+ Grade Level	84
7-9 Grade Level	79
4-6 Grade Level	70
1-3 Grade Level	10
<b>TOTAL TESTED</b>	<b>243</b>

*\*\* 65% of students tested are below 10th Grade Level*

**LEARNING DISABILITIES / SPECIAL ED:**

Self Reported	369
---------------	-----

*\*\* 18% have a Learning Disability or are in Special ED.*

**GRADES OF PARTICIPANTS:**

4th Grade	3
5th Grade	5
6th Grade	31
7th Grade	108
8th Grade	247
9th Grade	521
10th Grade	396
11th Grade	253
12th Grade	92
GED	404
<b>TOTAL</b>	<b>2,060</b>

**SEX:**

Male	1,554
Female	506
<b>TOTAL</b>	<b>2,060</b>

**ETHNICITY:**

Anglo	595
Black	29
Hispanic	500
Native American	936
<b>TOTAL</b>	<b>2,060</b>

**JUDGE:**

Onuska	672
Caton	476
Echols	127
Birdsall	462
Price	323
<b>TOTAL</b>	<b>2060</b>

**RESIDING WITH:**

Mother	924
Father	160
Both	771
Other	205
<b>TOTAL</b>	<b>2,060</b>

**Judicial District - San Juan County**  
**GRADE COURT STATISTICS**

**CUMULATIVE PARTICIPANTS**

**Dates Of Entry**

January - March 1997	71
April - June 1997	84
July - September 1997	78
October - December 1997	50
January - March 1998	57
April - June 1998	41
July - September 1998	61
October - December 1998	47
January - March 1999	56
April - June 1999	54
July - September 1999	37
October - December 1999	32
January - March 2000	40
April - June 2000	70
July - September 2000	48
October - December 2000	27
January - March 2001	54
April - June 2001	30
July - September 2001	42
October - December 2001	36
January - March 2002	31
April - June 2002	30
July - September 2002	50
October - December 2002	22
January - March 2003	19
April - June 2003	28
July - September 2003	30
October - December 2003	24
January - March 2004	34
April - June 2004	52
July - September 2004	36
October - December 2004	28
January - March 2005	23
April - June 2005	32
July - September 2005	24
October - December 2005	15
January - March 2006	21
April - June 2006	35
July - September 2006	24
October - December 2006	39
January - March 2007	45
April - June 2007	31
July - September 2007	24
October - December 2007	19
January - March 2008	21
April - June 2008	21
July - September 2008	27
October - December 2008	28
January - March 2009	44
April - June 2009	35
July - September 2009	25
October - December 2009	18
January - March 2010	34
April - June 2010	37
July - September 2010	22
October - December 2010	17
<b>TOTAL</b>	<b>2,060</b>

# Participant Dates of Entry by Quarter

